



SUBMITTAL DATA – Multi-Position AHU MMA024SM4-1P MULTI-ZONE MINI-SPLIT HEAT PUMP

Job:

Location:

Schedule No.:

System Designation:

Engineer:

Architect:

Date:

For: ☐ Reference ☐ Approval ☐ Review ☐ Construction

FEATURES

- Constant torque blower motor
- Multi-position cabinet (upflow, downflow, horizontal)
- Completely insulated with foil faced fiberglass insulation
- Low leakage (less than 2%) cabinet

PRODUCT WARRANTY

Compressor – Twelve year limited warranty*

All other covered components - Twelve year limited warranty*

*Product registration required

INDOOR SPECIFICATIONS

PERFORMANCE

Airflow (CFM)	High	759
	Medium	694
	Low	629
External Static Pressure (in. w.g.)		0 - 0.80
Sound Pressure (dBA)	High	41
	Medium	39
	Low	38

ELECTRICAL DATA

Power Supply (V/Hz/Φ)	208/230V 60Hz 1Ph
Maximum Overcurrent Protection (MOCP)	15
Minimum Circuit Ampacity (MCA)	4

DIMENSIONS

Unit Dimensions (in)	Height	45
	Width	17-1/2
	Depth	21
Shipping Weight (lb)		128

PIPING

Liquid/Gas O.D. Flare (in.)	3/8 , 5/8
Drain Connection O.D. (in.)	3/4

FILTERS

Size of filter - in.	16 X 20 X 1
Optional Electric Heat	Electric Heat - Please see EHB
Electric Heat Net Weight - lbs.	13



OPTIONAL ACCESSORIES

Programmable Controller (M0STAT120N-1)

M30 Smart Wi-Fi Thermostat (M0STAT64Q-2)

NOTES

1. Cooling and Heating capacity data is rated at the following conditions:
Cooling: 80°FDB / 67°FWB Indoor, 95°FDB Outdoor
Heating: 70°FDB Indoor, 47°FDB / 43°FWB Outdoor



NOTE – Due to Lennox' ongoing commitment to quality, Specifications, Ratings, and Dimensions are subject to change without notice and without incurring liability. Improper installation, adjustment, alteration, service or maintenance can cause property damage or personal injury. Installation and service must be performed by a qualified installer and servicing agency.

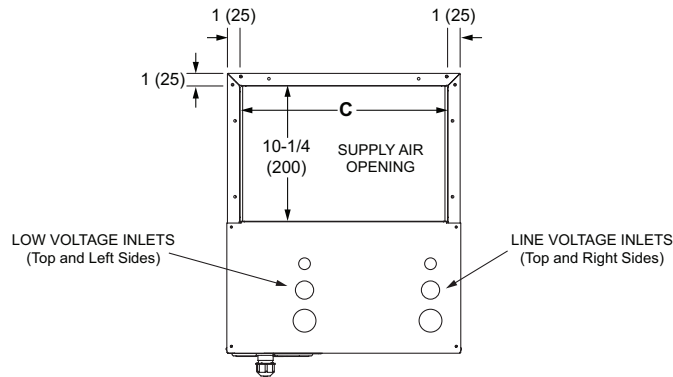


SUBMITTAL DATA – Multi-Position AHU

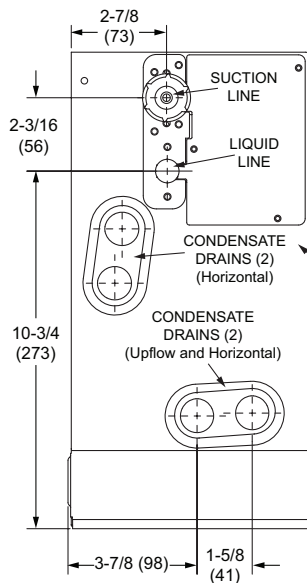
MMA024SM4-1P

MULTI-ZONE MINI-SPLIT HEAT PUMP

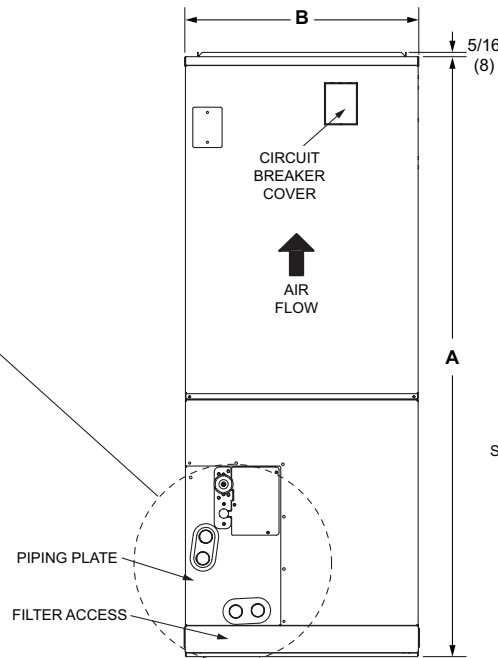
INDOOR DIMENSIONAL DRAWINGS - INCHES (MM)



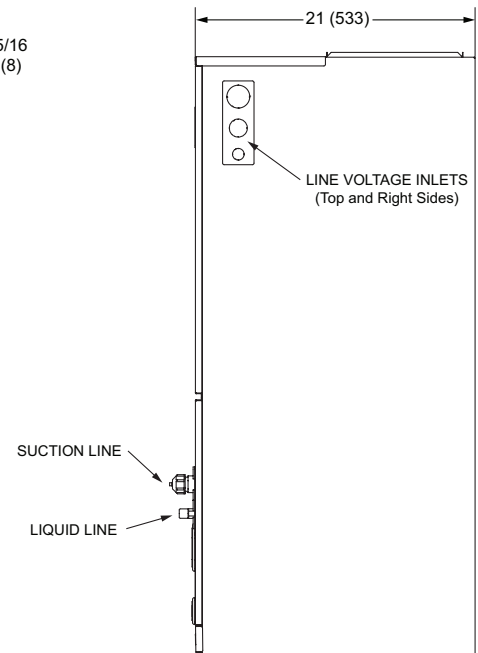
TOP VIEW



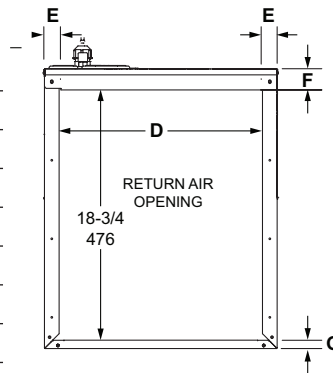
PIPING PLATE DETAIL



FRONT VIEW



RIGHT SIDE VIEW



BOTTOM VIEW

Model No.	018 / 024	
	in.	mm
A (Height)	45	1143
B Width)	17-1/2	445
C	15-5/8	397
D	15-1/8	384
E	1-1/4	32
F	1-1/2	38
G	5/8	16